



pipetmax®

Meet maX your new lab assistant

Manual sample preparation can often be inefficient, complex and time consuming. This leads to increased training requirements, preparation time, procedural error and operational costs. PIPETMAX, from Gilson, is an easy-to-use, automated liquid handling platform that can solve these problems with automated sample preparation solutions. Unlike traditional automation platforms, PIPETMAX comes at a size and price that is accessible to any lab, and has a PIPETMAN inside!

MAXIMISE EFFICIENCY

The easy-to-use PIPETMAX takes the tedious work of pipetting out of your hands, freeing you to focus on other projects.

MAXIMISE CAPABILITY

PIPETMAX can increase your lab's pace by making procedural errors a thing of the past.

MAXIMISE RESULTS

The trusted PIPETMAN® - built-in reliability for consistent results. The most reliable pipette inside the most reliable automated pipette system.

MAXIMISE LAB SPACE

A small footprint that fits easily on your benchtop working next to you or under a hood.

MAXIMISE YOUR REAGENTS

Flexible, open platform that works with a variety of different reagents and kits.

MAXIMISE YOUR OPTIONS

Download applications with simple protocol configurations on an intuitive, open software platform we've designed with your needs in mind.



PIPETMAX APPLICATIONS


Simple kits allow one PIPETMAX to run a multitude of different applications such as qPCR, PCR, ELISA, kinase assays, cell based assays, NGS library preparation, protein assays, custom LH, enzymatic reactions and more.



PIPETMAX TECHNICAL DATA

PIPETTING HEAD OPTIONS	8 channel 1 - 20 µL, 8 channel 20 - 200 µL, single channel 1000 µL
PIPETTING HEAD MOUNTS	2 PIPETMAX pipetting heads
BED CAPACITY	9 standard microplate positions
LABWARE COMPATIBILITY	Standard shallow and deep well microplates and microcentrifuge tubes
INSTRUMENT DIMENSIONS	24.8" x 21.0" x 20.7" (with cover), 24.8" x 20.0" x 19.0" (without cover)
OPERATIONAL AIR TEMPERATURE	4 - 40° C

ACCURACY - CONSISTENCY - VERSATILITY - REPRODUCIBILITY



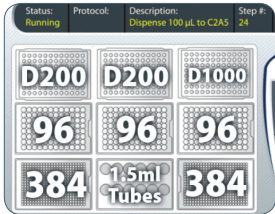
PIPETMAN INSIDE

With pipetman inside, you can trust your pipetting to be reliable and consistent - plate to plate, lot to lot, time after time.




NO MORE USER VARIATION

Free yourself from tedious pipetting jobs and free your results from inconsistencies due to pipetting errors.



A TRULY OPEN SYSTEM: USE ANY REAGENT, ANY PROTOCOL

Configure and customise your run using any reagent and any protocol you want. The hardware and software are built to be customisable.



EXCHANGEABLE HEADS, REMOVABLE TRAY

Hardware can be customised to suit your methods and the pipette heads can be calibrated like a PIPETMAN.

qPCR pipetmaX

PCR setup made easy using language spoken by scientists

PIPETMAX, with qPCR Assistant, automates routine pipetting commonly performed prior to qPCR, PCR and rt-PCR experiments, reducing technical variability and eliminating sample cross-contamination.

qPCR AUTOMATION AT YOUR FINGERTIPS

- **TRACEABILITY** - Import sample information when creating new qPCR protocols and export final sample and control locations to various thermocyclers afterwards
- **REPRODUCIBILITY** - Highly reproducible qPCR sample preparations for 10's and 100's of samples.
- **FLEXIBILITY** - Flexible automation of qPCR and PCR master mix, sample dilution and reaction plate preparation.

**SHARE the
SCIENCE**

Maximizing Reproducible Biological Sample Prep

► **APPLICATION NOTE: Gene Expression Plant – Virus Study Monitoring Potato Virus Y (PVY) with Real-Time PCR (qPCR) Results Using the PIPETMAX® 268**

Introduction

Gene expression studies are often used to gain insight into complex interactions between organisms. Real-time PCR (qPCR) is frequently used in gene expression studies as it fits perfectly with its wide dynamic range, sensitivity, and ease of automation possibilities.

In this application the PIPETMAX 268 was used for automated sample preparation in advance of qPCR which was performed on the sampled leaves from both virus-inoculated and mock-inoculated potatoes. The discussion describes the results for the gene relative expression of the Chlorophyll a/b binding gene (CAB) and PVY RNA relative gene expression levels, linear regression values from serial dilutions, cytochrome oxidase (COX) gene amplification curves, and statistical estimation of pipetting (%CV).

Download the technical note at:

http://www.gilson.com/Resources/GilsonPIPETMAXqPCRPlantStudy_FB0213.pdf